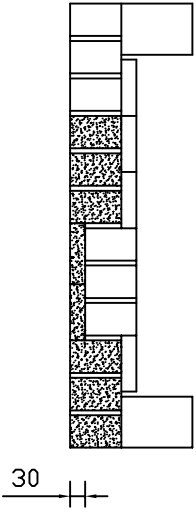
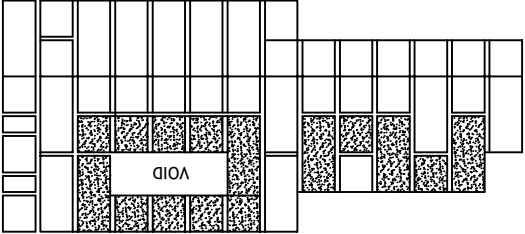


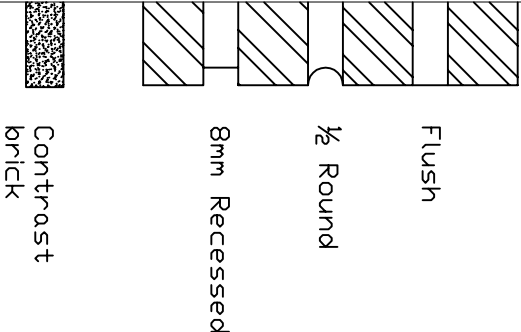
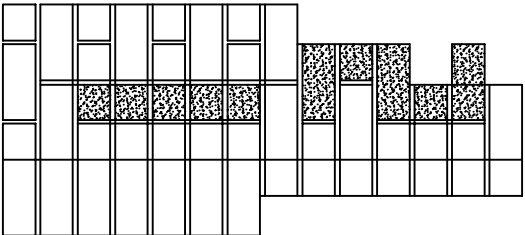
PLAN OF TOP COURSE



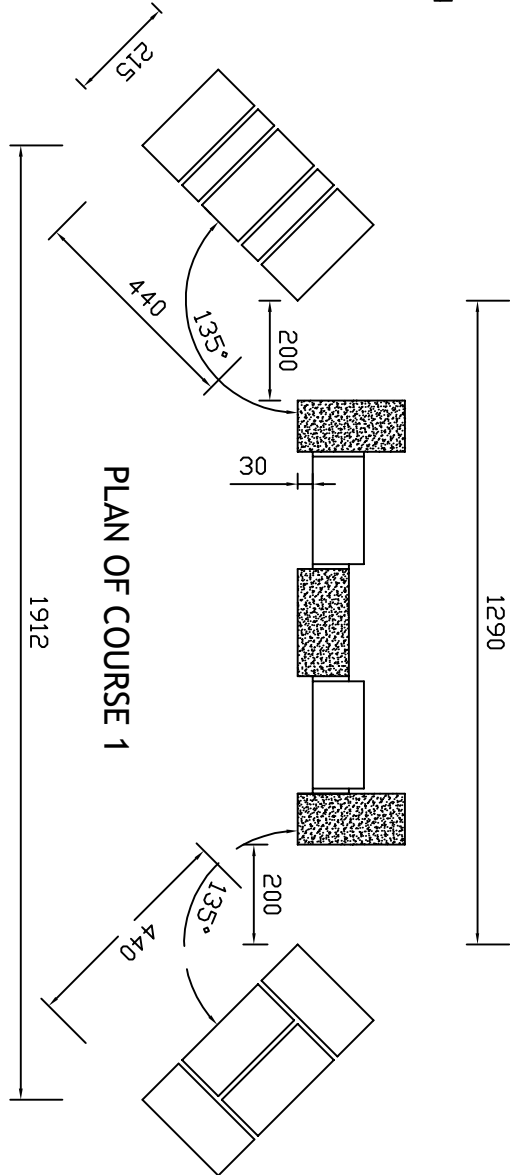
LHS ELEVATION



RHS ELEVATION



PLAN OF COURSE 1



SPECIFICATION

All brickwork to be jointed as work proceeds and gauge 4 course to 300mm

All brickwork to be jointed HALF ROUND

Contrasting bricks on "20" and "21" to be FLUSH jointed

Contrasting bricks on main wall to be RECESSED and ironed smooth.

All soldiers to be HALF ROUND

Do not scale from drawing.

6 Hours Build Time.

Skillbuild 2021 – Regional Qualifier Brickwork SB-401/10-BRK
 Drawn By: Jon Mellor
 Final version 07/12/20